

2021 Government Peak Climb

Gender Results Up and Down

Place	Bib	Name	Age	AG	Time
Up and Down					
Female					
1.	22	Marvin, Christy	40	Female 40-49	1:21:34,4
2.	24	Severson, Shauna	34	Female 30-39	1:33:16,8
3.	25	McAnly, April	39	Female 30-39	1:33:55,3
4.	21	Anglen, Lisa	39	Female 30-39	1:39:13,3
5.	159	Loran, Alyse	34	Female 30-39	1:44:36,6
6.	19	Inscho, Krista	37	Female 30-39	1:44:57,1
7.	26	Loan, Kinsey	28	Female 18-29	1:48:26,5
8.	77	Lewis, April	51	Female 50-59	1:49:33,2
9.	224	Davila, Brenda	51	Female 50-59	1:50:32,9
10.	56	Kopsack, Jocelyn	24	Female 18-29	1:52:01,2
11.	28	Lies, Hannah	26	Female 18-29	1:53:49,2
12.	66	McDonough, Amber	45	Female 40-49	1:56:21,9
13.	89	Nelson, Tahra	30	Female 30-39	1:58:49,5
14.	34	Reese, Justine	37	Female 30-39	1:59:34,5
15.	104	van Almelo, Alida	36	Female 30-39	2:03:50,8
16.	95	Ripp, Laura	19	Female 18-29	2:03:53,7
17.	111	Lewis, Milissa	35	Female 30-39	2:04:07,0
18.	60	Comer, Teresa	39	Female 30-39	2:04:30,0
19.	79	Munday, Kayla	23	Female 18-29	2:08:08,7
20.	100	Miller, Kamie	42	Female 40-49	2:11:43,6
21.	45	Topf, Rachel	25	Female 18-29	2:13:10,0
22.	112	Finocchio, Elizabeth	37	Female 30-39	2:17:18,8
23.	117	Wright, Jenna	31	Female 30-39	2:22:39,9
24.	78	Resari-Salao, Trina	41	Female 40-49	2:25:31,1
25.	109	Martin, Gracie	15	Female 0-17	2:38:13,3
26.	118	Thomas, Anne	49	Female 40-49	2:41:40,0
27.	30	Garner, Rose	52	Female 50-59	2:48:14,0
28.	42	Garner, Katrina	49	Female 40-49	2:53:53,4
29.	85	Weber, Darian	24	Female 18-29	2:59:26,8
30.	83	Vizzerra, Carla	44	Female 40-49	3:04:29,1
31.	75	Sena, Karis	37	Female 30-39	3:17:36,5
32.	91	Bustillos, Kimberly	34	Female 30-39	4:45:47,8
Male					
1.	17	Arneson, Lars	31	Male 30-39	1:09:43,6
2.	9	Kopsack, Lyon	25	Male 18-29	1:11:53,7
3.	5	Marvin, Benjamin	39	Male 30-39	1:14:19,2
4.	11	Kirk, Christopher	23	Male 18-29	1:16:18,7
5.	39	Marvin, Coby	14	Male 0-17	1:18:24,3
6.	7	Genn, Marshall	31	Male 30-39	1:20:46,3
7.	13	Ward, Ben	46	Male 40-49	1:21:48,9
8.	1	Saari, Matias	50	Male 50-59	1:24:26,6
9.	12	Adams, Sam	34	Male 30-39	1:25:13,6
10.	3	Turney, Taylor	26	Male 18-29	1:25:39,7
11.	2	Zitta, Duane	40	Male 40-49	1:26:33,4

2021 Government Peak Climb

Gender Results Up and Down

Place	Bib	Name	Age	AG	Time
12.	15	Monterusso, Mike	48	Male 40-49	1:26:38,2
13.	6	Taylor, Craig	43	Male 40-49	1:28:02,4
14.	4	Eversman, Christopher	35	Male 30-39	1:31:36,9
15.	70	Kirkham, Jared	39	Male 30-39	1:33:31,8
16.	81	Wright, Duncan	23	Male 18-29	1:33:44,6
17.	10	Brady, Mark	38	Male 30-39	1:35:14,9
18.	36	Heatwole, Mike	54	Male 50-59	1:37:48,9
19.	106	Demarco, Anthony	37	Male 30-39	1:39:16,7
20.	40	Marvin, Jeb	12	Male 0-17	1:40:04,1
21.	44	Streit, Garrett	18	Male 18-29	1:40:24,0
22.	43	Stocker, Greg	34	Male 30-39	1:40:24,2
23.	16	McDonough, Jim	50	Male 50-59	1:40:30,6
24.	50	Weddleton, John	63	Male 60-69	1:41:21,1
25.	69	Black, Gabe	13	Male 0-17	1:41:38,9
26.	73	Spangler, Raven	12	Male 0-17	1:42:04,5
27.	90	Michaelson, Greg	28	Male 18-29	1:43:06,4
28.	51	Hoagland, Jeremy	43	Male 40-49	1:43:35,2
29.	55	Hunsberger, Colin	29	Male 18-29	1:44:05,9
30.	110	Whipple, Jacob	26	Male 18-29	1:45:28,3
31.	82	Pekar, Brian	43	Male 40-49	1:46:08,7
32.	48	Kopsack, Lance	56	Male 50-59	1:47:27,9
33.	120	Wamsganz, Scott	29	Male 18-29	1:47:52,8
34.	14	Poplawski, Bace	28	Male 18-29	1:47:53,5
35.	68	Dollick, Matthew	22	Male 18-29	1:47:54,5
36.	99	Bertelsen, Michael	24	Male 18-29	1:48:17,6
37.	80	Clark, Anton	23	Male 18-29	1:50:57,7
38.	49	Kolendo, Marek	48	Male 40-49	1:51:29,0
39.	108	Metcalfe, Quinton	28	Male 18-29	1:54:04,0
40.	115	Myers, Daniel	51	Male 50-59	1:54:34,5
41.	71	Hill, Cameron	17	Male 0-17	1:55:28,0
42.	33	Rangel, Rene	30	Male 30-39	1:56:25,5
43.	37	Clark, John	56	Male 50-59	1:58:01,7
44.	92	Emtman, Brede	52	Male 50-59	1:58:40,7
45.	96	Barron, David	33	Male 30-39	2:01:12,1
46.	54	Kay, Alec	55	Male 50-59	2:01:15,6
47.	29	Sensabaugh, Weston	13	Male 0-17	2:02:01,7
48.	113	Steer, Glenn	18	Male 18-29	2:02:21,7
49.	105	Ketterer, Douglas	50	Male 50-59	2:05:02,7
50.	103	Templeman, Bryan	51	Male 50-59	2:05:03,5
51.	47	Fish, Brian	49	Male 40-49	2:05:42,4
52.	41	Marvin, Isaac	9	Male 0-17	2:05:55,6
53.	228	Wilson, Harlow	11	Male 0-17	2:05:55,7
54.	86	Mau, Matthew	34	Male 30-39	2:07:45,1
55.	88	Garbe, Dylan	20	Male 18-29	2:07:45,6
56.	93	Farrell, Adam	33	Male 30-39	2:08:00,0
57.	102	Ulroan, Michael	33	Male 30-39	2:12:01,9
58.	57	Skeen, Jeremy	31	Male 30-39	2:14:54,5
59.	116	Carmichael, Davie	38	Male 30-39	2:15:08,6

2021 Government Peak Climb












































Gender Results Up and Down

Place	Bib	Name	Age	AG	Time
60.	101	Crowley, Dane	48	Male 40-49	2:15:50,6
61.	107	Cuttriss, Nicolas	40	Male 40-49	2:25:02,9
62.	114	Cooley, Adam	50	Male 50-59	2:28:46,9
63.	59	Hodgson, Gunner	32	Male 30-39	2:28:48,2
64.	72	Ruzicka, Duke	59	Male 50-59	2:30:57,3
65.	94	Adams, David	35	Male 30-39	2:33:29,8
66.	98	Tunseth, Matthew	43	Male 40-49	2:35:18,1
67.	119	Ramirez, London	11	Male 0-17	2:35:40,0
68.	32	Barnett, Hugh	31	Male 30-39	2:47:36,5
69.	63	Williams, Shawn	47	Male 40-49	2:51:02,5
70.	121	Bancroft, Jordan	37	Male 30-39	2:53:53,9
DNF	31	Lee, Stephen	35	Male 30-39	
DNF	74	Bennett, Hank	34	Male 30-39	

Number of records: 104

2021 Government Peak Climb

Gender Results Up Hill Only

Place	Bib	Name	Nat.	Age	AG	Club	Pace	ChipTime	GunTime
Up Hill Only									
Female									
1.	164	Inokuma, Meg		41	Female 40-49		19:55	0:54:48,2	0:54:51,7
2.	223	Quinn, Najeeby		41	Female 40-49		20:39	0:56:49,7	0:56:53,7
3.	167	Dugan, Darcy		39	Female 30-39		22:43	1:02:28,5	1:02:32,5
4.	163	Jeschke, Yvonne		24	Female 18-29		23:36	1:04:54,9	1:04:58,3
5.	199	Curley, Colleen		39	Female 30-39		24:08	1:06:23,5	1:06:25,1
6.	175	Halvorsen, Hannah		23	Female 18-29		25:14	1:09:24,5	1:09:25,1
7.	231	Storlie, Kristina		37	Female 30-39		26:28	1:12:47,4	1:12:51,7
8.	172	de Schweinitz, Amy		41	Female 40-49		26:40	1:13:21,0	1:13:25,2
9.	225	Barnel, Aurelie		41	Female 40-49		28:13	1:17:37,2	1:17:38,3
10.	234	Legate, Leah		56	Female 50-59		28:18	1:17:50,2	1:17:51,8
11.	183	Stiassny, Mia		13	Female 0-17		28:19	1:17:54,5	1:17:55,1
12.	160	Conway, Katie		43	Female 40-49		28:41	1:18:53,2	1:18:57,1
13.	208	Smith, Claire		41	Female 40-49		28:59	1:19:42,6	1:19:43,1
14.	201	Williams, Karen		60	Female 60-69		29:04	1:19:58,1	1:19:59,7
15.	233	Rosier, Megan		37	Female 30-39		29:16	1:20:30,0	1:20:31,0
16.	192	Brown, Ellyn		68	Female 60-69		29:19	1:20:38,4	1:20:40,5
17.	58	Moon, Heather		42	Female 40-49		30:09	1:22:56,9	1:22:57,2
18.	185	Looney, Karen		54	Female 50-59		30:53	1:24:57,1	1:24:59,5
19.	165	Sensabaugh, Elliot		13	Female 0-17		31:27	1:26:31,4	1:26:32,0
20.	200	Bayer, Melissa		38	Female 30-39		31:32	1:26:45,0	1:26:47,7
21.	198	Pasternack, Tanya		42	Female 40-49		31:33	1:26:46,3	1:26:48,4
22.	241	McKinney, Julie		30	Female 30-39		32:56	1:30:36,2	1:30:36,9
23.	230	Cohn, Emily		32	Female 30-39		33:08	1:31:07,8	1:31:07,9
24.	209	Rubeo, Alina		39	Female 30-39		34:04	1:33:42,9	1:33:44,7
25.	239	Kubitz, Grace		24	Female 18-29		35:56	1:38:49,6	1:38:50,7
26.	181	Foldager, Patricia		63	Female 60-69		37:49	1:44:01,6	1:44:03,5
27.	195	Widmer, Milca		30	Female 30-39		37:50	1:44:04,2	1:44:06,6
28.	190	Palma, Kandice		35	Female 30-39		40:30	1:51:24,4	1:51:27,4
29.	213	Drorbaugh, Willow		22	Female 18-29		43:04	1:58:26,5	1:58:30,1
30.	179	Sweetser, Heather		54	Female 50-59		44:48	2:03:14,7	2:03:18,7
31.	187	Persinger, Taylor		30	Female 30-39		47:32	2:10:44,5	2:10:47,2
32.	222	Rosen, Yereth		62	Female 60-69		51:43	2:22:14,1	2:22:14,9
33.	235	Pace, Andalyn		43	Female 40-49		54:44	2:30:31,3	2:30:32,1
34.	168	Duque, Debbie		64	Female 60-69		56:25	2:35:11,0	2:35:13,9
35.	212	Rubeo, Rain		6	Female 0-17		60:48	2:47:12,6	2:47:19,4
36.	216	Firmani, Diane		67	Female 60-69		62:14	2:51:09,2	2:51:13,2
Male									
1.	151	Connelly, Michael		19	Male 18-29		18:20	0:50:25,6	0:50:26,0
2.	152	Gross, Roman		20	Male 18-29		19:34	0:53:49,7	0:53:51,0
3.	155	Griffith, Barney		63	Male 60-69		19:49	0:54:30,0	0:54:31,5
4.	238	Taylor, Josh		21	Male 18-29		20:05	0:55:16,4	0:55:17,0
5.	153	Ritchie, Tom		47	Male 40-49		20:17	0:55:48,9	0:55:50,0
6.	237	Spencer, David		20	Male 18-29		20:18	0:55:49,5	0:55:50,5
7.	154	Mahlen, Forrest		28	Male 18-29		20:24	0:56:06,3	0:56:08,1

2021 Government Peak Climb


































Gender Results Up Hill Only

Place	Bib	Name	Nat.	Age	AG	Club	Pace	ChipTime	GunTime
8.	158	Flanders, Eric		37	Male 30-39		20:28	0:56:19,2	0:56:20,9
9.	226	Stavich, Andrew		55	Male 50-59		20:36	0:56:40,6	0:56:41,9
10.	207	Sanfacon, Keith		46	Male 40-49		20:38	0:56:46,4	0:56:47,7
11.	174	Markwardt, Darin		40	Male 40-49		21:08	0:58:09,1	0:58:09,7
12.	170	Gross, Josef		11	Male 0-17		21:37	0:59:26,8	0:59:27,5
13.	157	Menkens, Hatcher		14	Male 0-17		22:12	1:01:05,7	1:01:07,4
14.	236	Rosier, Luke		34	Male 30-39		22:37	1:02:13,8	1:02:16,4
15.	193	Wright, Oliver		15	Male 0-17		22:53	1:02:58,2	1:03:00,2
16.	229	Levin, Jeff		30	Male 30-39		23:35	1:04:53,6	1:04:56,2
17.	205	Davis, Joseph		38	Male 30-39		24:04	1:06:13,1	1:06:15,8
18.	173	Petri, Dante		35	Male 30-39		24:06	1:06:18,4	1:06:19,0
19.	188	Ferucci, Paul		52	Male 50-59		24:34	1:07:35,8	1:07:36,4
20.	176	Snyder, Gary		49	Male 40-49		24:41	1:07:54,6	1:07:57,2
21.	177	Carpentier, Sean		26	Male 18-29		25:31	1:10:11,1	1:10:11,7
22.	227	Rebischke, David		70	Male 70+		29:01	1:19:49,3	1:19:50,9
23.	180	Foldager, Flip		64	Male 60-69		29:04	1:19:57,1	1:19:58,9
24.	204	Rubeo, Storm		10	Male 0-17		30:22	1:23:33,1	1:23:36,9
25.	240	Lamothe, Neil		60	Male 60-69		31:06	1:25:33,2	1:25:41,5
26.	203	Rubeo, Blaze		11	Male 0-17		31:13	1:25:52,5	1:25:52,7
27.	169	Gross, Jose		47	Male 40-49		32:12	1:28:35,4	1:28:37,8
28.	211	Rubeo, Ice		7	Male 0-17		34:04	1:33:41,7	1:33:42,5
29.	214	Black, Jake		11	Male 0-17		34:06	1:33:47,9	1:33:49,6
30.	232	Kempfel, Roger		79	Male 70+		36:51	1:41:20,6	1:41:22,2
31.	221	Garbe, Timothy		51	Male 50-59		41:08	1:53:07,1	1:53:13,2
32.	191	Garbe, Andy		56	Male 50-59		41:35	1:54:23,0	1:54:28,6
33.	194	Ballantine, Tab		66	Male 60-69		42:04	1:55:42,8	1:55:46,7
34.	184	Steinhauser, Evan R		58	Male 50-59		43:29	1:59:35,0	1:59:37,5
35.	210	Rubeo, Michael		36	Male 30-39		60:43	2:46:59,3	2:47:06,3

Number of records: 71





2021 Government Peak Climb

Age Group Results Up and Down

Place	Bib	Name	Nat.	Age	Club	Pace	ChipTime	GunTime
Up and Down								
Female 0-17								
1.	109	Martin, Gracie		15		22:36	2:38:13,3	2:38:13,3
Female 18-29								
1.	26	Loan, Kinsey		28		15:29	1:48:26,5	1:48:26,5
2.	56	Kopsack, Jocelyn		24		16:00	1:52:01,2	1:52:01,2
3.	28	Lies, Hannah		26		16:15	1:53:49,2	1:53:49,2
4.	95	Ripp, Laura		19		17:41	2:03:53,7	2:03:53,7
5.	79	Munday, Kayla		23		18:18	2:08:08,7	2:08:08,7
6.	45	Topf, Rachel		25		19:01	2:13:10,0	2:13:10,0
7.	85	Weber, Darian		24		25:38	2:59:26,8	2:59:26,8
Female 30-39								
1.	24	Severson, Shauna		34		13:19	1:33:16,8	1:33:16,8
2.	25	McAnly, April		39		13:25	1:33:55,3	1:33:55,3
3.	21	Anglen, Lisa		39		14:10	1:39:13,3	1:39:13,3
4.	159	Loran, Alyse		34		14:56	1:44:36,6	1:44:36,6
5.	19	Inscho, Krista		37		14:59	1:44:57,1	1:44:57,1
6.	89	Nelson, Tahra		30		16:58	1:58:49,5	1:58:49,5
7.	34	Reese, Justine		37		17:04	1:59:34,5	1:59:34,5
8.	104	van Almelo, Alida		36		17:41	2:03:50,8	2:03:50,8
9.	111	Lewis, Milissa		35		17:43	2:04:07,0	2:04:07,0
10.	60	Comer, Teresa		39		17:47	2:04:30,0	2:04:30,0
11.	112	Finocchio, Elizabeth		37		19:36	2:17:18,8	2:17:18,8
12.	117	Wright, Jenna		31		20:22	2:22:39,9	2:22:39,9
13.	75	Sena, Karis		37		28:13	3:17:36,5	3:17:36,5
14.	91	Bustillos, Kimberly		34		40:49	4:45:47,8	4:45:47,8
Female 40-49								
1.	22	Marvin, Christy		40		11:39	1:21:34,4	1:21:34,4
2.	66	McDonough, Amber		45		16:37	1:56:21,9	1:56:21,9
3.	100	Miller, Kamie		42		18:49	2:11:43,6	2:11:43,6
4.	78	Resari-Salao, Trina		41		20:47	2:25:31,1	2:25:31,1
5.	118	Thomas, Anne		49		23:05	2:41:40,0	2:41:40,0
6.	42	Garner, Katrina		49		24:50	2:53:53,4	2:53:53,4
7.	83	Vizzerra, Carla		44		26:21	3:04:29,1	3:04:29,1
Female 50-59								
1.	77	Lewis, April		51		15:39	1:49:33,2	1:49:33,2
2.	224	Davila, Brenda		51		15:47	1:50:32,9	1:50:32,9
3.	30	Garner, Rose		52		24:01	2:48:14,0	2:48:14,0
Male 0-17								
1.	39	Marvin, Coby		14		11:12	1:18:24,3	1:18:24,3
2.	40	Marvin, Jeb		12		14:17	1:40:04,1	1:40:04,1
3.	69	Black, Gabe		13		14:31	1:41:38,9	1:41:38,9
4.	73	Spangler, Raven		12		14:34	1:42:04,5	1:42:04,5
5.	71	Hill, Cameron		17		16:29	1:55:28,0	1:55:28,0

2021 Government Peak Climb























Age Group Results Up and Down

Place	Bib	Name	Nat.	Age	Club	Pace	ChipTime	GunTime
6.	29	Sensabaugh, Weston		13		17:25	2:02:01,7	2:02:01,7
7.	41	Marvin, Isaac		9		17:59	2:05:55,6	2:05:55,6
8.	228	Wilson, Harlow		11		17:59	2:05:55,7	2:05:55,7
9.	119	Ramirez, London		11		22:14	2:35:40,0	2:35:40,0


Male 18-29

1.	9	Kopsack, Lyon		25		10:16	1:11:53,7	1:11:53,7
2.	11	Kirk, Christopher		23		10:54	1:16:18,7	1:16:18,7
3.	3	Turney, Taylor		26		12:14	1:25:39,7	1:25:39,7
4.	81	Wright, Duncan		23		13:23	1:33:44,6	1:33:44,6
5.	44	Streit, Garrett		18		14:20	1:40:24,0	1:40:24,0
6.	90	Michaelson, Greg		28		14:43	1:43:06,4	1:43:06,4
7.	55	Hunsberger, Colin		29		14:52	1:44:05,9	1:44:05,9
8.	110	Whipple, Jacob		26		15:04	1:45:28,3	1:45:28,3
9.	120	Wamsganz, Scott		29		15:24	1:47:52,8	1:47:52,8
10.	14	Poplawski, Bace		28		15:24	1:47:53,5	1:47:53,5
11.	68	Dollick, Matthew		22		15:24	1:47:54,5	1:47:54,5
12.	99	Bertelsen, Michael		24		15:28	1:48:17,6	1:48:17,6
13.	80	Clark, Anton		23		15:51	1:50:57,7	1:50:57,7
14.	108	Metcalf, Quinton		28		16:17	1:54:04,0	1:54:04,0
15.	113	Steer, Glenn		18		17:28	2:02:21,7	2:02:21,7
16.	88	Garbe, Dylan		20		18:15	2:07:45,6	2:07:45,6

Male 30-39












1.	17	Arneson, Lars		31		9:57	1:09:43,6	1:09:43,6
2.	5	Marvin, Benjamin		39		10:37	1:14:19,2	1:14:19,2
3.	7	Genn, Marshall		31		11:32	1:20:46,3	1:20:46,3
4.	12	Adams, Sam		34		12:10	1:25:13,6	1:25:13,6
5.	4	Eversman, Christopher		35		13:05	1:31:36,9	1:31:36,9
6.	70	Kirkham, Jared		39		13:21	1:33:31,8	1:33:31,8
7.	10	Brady, Mark		38		13:36	1:35:14,9	1:35:14,9
8.	106	Demarco, Anthony		37		14:10	1:39:16,7	1:39:16,7
9.	43	Stocker, Greg		34		14:20	1:40:24,2	1:40:24,2
10.	33	Rangel, Rene		30		16:37	1:56:25,5	1:56:25,5
11.	96	Barron, David		33		17:18	2:01:12,1	2:01:12,1
12.	86	Mau, Matthew		34		18:15	2:07:45,1	2:07:45,1
13.	93	Farrell, Adam		33		18:17	2:08:00,0	2:08:00,0
14.	102	Ulroan, Michael		33		18:51	2:12:01,9	2:12:01,9
15.	57	Skeen, Jeremy		31		19:16	2:14:54,5	2:14:54,5
16.	116	Carmichael, Davie		38		19:18	2:15:08,6	2:15:08,6
17.	59	Hodgson, Gunner		32		21:15	2:28:48,2	2:28:48,2
18.	94	Adams, David		35		21:55	2:33:29,8	2:33:29,8
19.	32	Barnett, Hugh		31		23:56	2:47:36,5	2:47:36,5
20.	121	Bancroft, Jordan		37		24:50	2:53:53,9	2:53:53,9
DNF	31	Lee, Stephen		35				
DNF	74	Bennett, Hank		34				

Male 40-49













1.	13	Ward, Ben		46		11:41	1:21:48,9	1:21:48,9
----	----	-----------	---	----	--	-------	-----------	-----------

2021 Government Peak Climb


Age Group Results Up and Down

Place	Bib	Name	Nat.	Age	Club	Pace	ChipTime	GunTime
2.	2	Zitta, Duane		40		12:21	1:26:33,4	1:26:33,4
3.	15	Monterusso, Mike		48		12:22	1:26:38,2	1:26:38,2
4.	6	Taylor, Craig		43		12:34	1:28:02,4	1:28:02,4
5.	51	Hoagland, Jeremy		43		14:47	1:43:35,2	1:43:35,2
6.	82	Pekar, Brian		43		15:09	1:46:08,7	1:46:08,7
7.	49	Kolendo, Marek		48		15:55	1:51:29,0	1:51:29,0
8.	47	Fish, Brian		49		17:57	2:05:42,4	2:05:42,4
9.	101	Crowley, Dane		48		19:24	2:15:50,6	2:15:50,6
10.	107	Cuttriss, Nicolas		40		20:43	2:25:02,9	2:25:02,9
11.	98	Tunseth, Matthew		43		22:11	2:35:18,1	2:35:18,1
12.	63	Williams, Shawn		47		24:26	2:51:02,5	2:51:02,5

Male 50-59

1.	1	Saari, Matias		50		12:03	1:24:26,6	1:24:26,6
2.	36	Heatwole, Mike		54		13:58	1:37:48,9	1:37:48,9
3.	16	McDonough, Jim		50		14:21	1:40:30,6	1:40:30,6
4.	48	Kopsack, Lance		56		15:21	1:47:27,9	1:47:27,9
5.	115	Myers, Daniel		51		16:22	1:54:34,5	1:54:34,5
6.	37	Clark, John		56		16:51	1:58:01,7	1:58:01,7
7.	92	Emtman, Brede		52		16:57	1:58:40,7	1:58:40,7
8.	54	Kay, Alec		55		17:19	2:01:15,6	2:01:15,6
9.	105	Ketterer, Douglas		50		17:51	2:05:02,7	2:05:02,7
10.	103	Templeman, Bryan		51		17:51	2:05:03,5	2:05:03,5
11.	114	Cooley, Adam		50		21:15	2:28:46,9	2:28:46,9
12.	72	Ruzicka, Duke		59		21:33	2:30:57,3	2:30:57,3





































Male 60-69

1.	50	Weddleton, John		63		14:28	1:41:21,1	1:41:21,1
----	----	-----------------	---	----	--	-------	-----------	-----------

Number of records: 104




































2021 Government Peak Climb

Age Group Results Up Hill Only

Place	Bib	Name	Nat.	Age	Club	Pace	ChipTime	GunTime
Up Hill Only								
Female 0-17								
1.	183	Stiassny, Mia		13		28:19	1:17:54,5	1:17:55,1
2.	165	Sensabaugh, Elliot		13		31:27	1:26:31,4	1:26:32,0
3.	212	Rubeo, Rain		6		60:48	2:47:12,6	2:47:19,4
Female 18-29								
1.	163	Jeschke, Yvonne		24		23:36	1:04:54,9	1:04:58,3
2.	175	Halvorsen, Hannah		23		25:14	1:09:24,5	1:09:25,1
3.	239	Kubitz, Grace		24		35:56	1:38:49,6	1:38:50,7
4.	213	Drorbaugh, Willow		22		43:04	1:58:26,5	1:58:30,1
Female 30-39								
1.	167	Dugan, Darcy		39		22:43	1:02:28,5	1:02:32,5
2.	199	Curley, Colleen		39		24:08	1:06:23,5	1:06:25,1
3.	231	Storlie, Kristina		37		26:28	1:12:47,4	1:12:51,7
4.	233	Rosier, Megan		37		29:16	1:20:30,0	1:20:31,0
5.	200	Bayer, Melissa		38		31:32	1:26:45,0	1:26:47,7
6.	241	McKinney, Julie		30		32:56	1:30:36,2	1:30:36,9
7.	230	Cohn, Emily		32		33:08	1:31:07,8	1:31:07,9
8.	209	Rubeo, Alina		39		34:04	1:33:42,9	1:33:44,7
9.	195	Widmer, Milca		30		37:50	1:44:04,2	1:44:06,6
10.	190	Palma, Kandice		35		40:30	1:51:24,4	1:51:27,4
11.	187	Persinger, Taylor		30		47:32	2:10:44,5	2:10:47,2
Female 40-49								
1.	164	Inokuma, Meg		41		19:55	0:54:48,2	0:54:51,7
2.	223	Quinn, Najeeby		41		20:39	0:56:49,7	0:56:53,7
3.	172	de Schweinitz, Amy		41		26:40	1:13:21,0	1:13:25,2
4.	225	Barnel, Aurelie		41		28:13	1:17:37,2	1:17:38,3
5.	160	Conway, Katie		43		28:41	1:18:53,2	1:18:57,1
6.	208	Smith, Claire		41		28:59	1:19:42,6	1:19:43,1
7.	58	Moon, Heather		42		30:09	1:22:56,9	1:22:57,2
8.	198	Pasternack, Tanya		42		31:33	1:26:46,3	1:26:48,4
9.	235	Pace, Andalyn		43		54:44	2:30:31,3	2:30:32,1
Female 50-59								
1.	234	Legate, Leah		56		28:18	1:17:50,2	1:17:51,8
2.	185	Looney, Karen		54		30:53	1:24:57,1	1:24:59,5
3.	179	Sweetser, Heather		54		44:48	2:03:14,7	2:03:18,7
Female 60-69								
1.	201	Williams, Karen		60		29:04	1:19:58,1	1:19:59,7
2.	192	Brown, Ellyn		68		29:19	1:20:38,4	1:20:40,5
3.	181	Foldager, Patricia		63		37:49	1:44:01,6	1:44:03,5
4.	222	Rosen, Yereth		62		51:43	2:22:14,1	2:22:14,9
5.	168	Duque, Debbie		64		56:25	2:35:11,0	2:35:13,9
6.	216	Firmani, Diane		67		62:14	2:51:09,2	2:51:13,2

2021 Government Peak Climb

Age Group Results Up Hill Only

Place	Bib	Name	Nat.	Age	Club	Pace	ChipTime	GunTime
Male 0-17								
1.	170	Gross, Josef		11		21:37	0:59:26,8	0:59:27,5
2.	157	Menkens, Hatcher		14		22:12	1:01:05,7	1:01:07,4
3.	193	Wright, Oliver		15		22:53	1:02:58,2	1:03:00,2
4.	204	Rubeo, Storm		10		30:22	1:23:33,1	1:23:36,9
5.	203	Rubeo, Blaze		11		31:13	1:25:52,5	1:25:52,7
6.	211	Rubeo, Ice		7		34:04	1:33:41,7	1:33:42,5
7.	214	Black, Jake		11		34:06	1:33:47,9	1:33:49,6
Male 18-29								
1.	151	Connelly, Michael		19		18:20	0:50:25,6	0:50:26,0
2.	152	Gross, Roman		20		19:34	0:53:49,7	0:53:51,0
3.	238	Taylor, Josh		21		20:05	0:55:16,4	0:55:17,0
4.	237	Spencer, David		20		20:18	0:55:49,5	0:55:50,5
5.	154	Mahlen, Forrest		28		20:24	0:56:06,3	0:56:08,1
6.	177	Carpentier, Sean		26		25:31	1:10:11,1	1:10:11,7
Male 30-39								
1.	158	Flanders, Eric		37		20:28	0:56:19,2	0:56:20,9
2.	236	Rosier, Luke		34		22:37	1:02:13,8	1:02:16,4
3.	229	Levin, Jeff		30		23:35	1:04:53,6	1:04:56,2
4.	205	Davis, Joseph		38		24:04	1:06:13,1	1:06:15,8
5.	173	Petri, Dante		35		24:06	1:06:18,4	1:06:19,0
6.	210	Rubeo, Michael		36		60:43	2:46:59,3	2:47:06,3
Male 40-49								
1.	153	Ritchie, Tom		47		20:17	0:55:48,9	0:55:50,0
2.	207	Sanfacon, Keith		46		20:38	0:56:46,4	0:56:47,7
3.	174	Markwardt, Darin		40		21:08	0:58:09,1	0:58:09,7
4.	176	Snyder, Gary		49		24:41	1:07:54,6	1:07:57,2
5.	169	Gross, Jose		47		32:12	1:28:35,4	1:28:37,8
Male 50-59								
1.	226	Stavich, Andrew		55		20:36	0:56:40,6	0:56:41,9
2.	188	Ferucci, Paul		52		24:34	1:07:35,8	1:07:36,4
3.	221	Garbe, Timothy		51		41:08	1:53:07,1	1:53:13,2
4.	191	Garbe, Andy		56		41:35	1:54:23,0	1:54:28,6
5.	184	Steinhauser, Evan R		58		43:29	1:59:35,0	1:59:37,5
Male 60-69								
1.	155	Griffith, Barney		63		19:49	0:54:30,0	0:54:31,5
2.	180	Foldager, Flip		64		29:04	1:19:57,1	1:19:58,9
3.	240	Lamothe, Neil		60		31:06	1:25:33,2	1:25:41,5
4.	194	Ballantine, Tab		66		42:04	1:55:42,8	1:55:46,7
Male 70+								
1.	227	Rebischke, David		70		29:01	1:19:49,3	1:19:50,9
2.	232	Kemppel, Roger		79		36:51	1:41:20,6	1:41:22,2

Number of records: 71